



Care instructions

suter.ch

General maintenance instructions for stainless steel surfaces

- Before using a detergent, always check the instructions and intended purpose on the packaging.
- Some of our surfaces have an easy to clean and anti-fingerprint coating. The colourless and transparent coating is UV resistant, food safe and water and dirt repellent. The use of detergents with polishing additives or an abrasive, scrubbing, scratching effect should be avoided. These lead to damage of the coating.
- Cosmetic soaps (hand soaps) can cause stains and corrosion damages to stainless steel.
- Basically, detergents with good scrubbing properties (abrasive bodies) should be avoided. If at all, they should solely be used selectively in exceptional cases.
- The smoother the surface structure is, the easier maintenance will be. If you clean matt products, please always do so in grinding direction of the surface structure.
- Hydrochloric, hydrofluoric and nitric acids will damage the surface and result in corrosion. In addition, extended exposure to products or food containing acid may cause stains. Do not under any circumstances use chemical decalcifiers, such as Durgol or Javelle water, because if used incorrectly, they may destroy the surface of the stainless steel beyond repair.
- Many ordinary products are suitable for cleaning and care. We also offer you a range of recommended cleaning and maintenance products in our online shop at suter.ch.



Go to cleaning and care products

Use of detergents for stainless steel surfaces

Detergent	Standard surfaces			
	Silk matt Finish	Broadband Finish	Broadband Varix	Swirl Finish
Household remedy (diluted vinegar, water with lemon juice)	✓	✓	✓	✓
Mild pH-neutral detergents without scrubbing, scratching or polishing components (dishwashing liquid)	✓	✓	✓	✓
Cosmetic liquid soaps (hand soaps)	–	–	–	–
Lemonstone	✓	✓	✓	✓
Lemonstone Balsam	✓	✓	✓	✓
Detergents with scrubbing, scratching or polishing components (Sigolin*, Cif/Vif, Vim, Potz etc.)	✓	✓	✓	✓
Strong acids, chlorine, chemical decalcifiers with hydrochloric, formic or acetic acid (Durgol, Javelle water, etc.)	–	–	–	–
Strongly alkaline detergents	✓	✓	✓	✓
Plastic fleece without abrasive bodies, normal household cloths and sponge cloths	✓	✓	✓	✓
Microfibre cloth	✓	✓	✓	✓
NEON special fibre cloth	✓	✓	✓	✓
Coarse pored special sponge	✓	✓	✓	✓
Brushes with natural or soft plastic bristles	–	–	–	✓
Cleaning sponge and cloth with abrasive coating	–	–	–	–
Steel sponge made of stainless steel	–	–	–	–

Please note that any wet spots should always be wiped up from all of these surfaces.




*Please apply Sigolin to a cloth before you use it. Do not spray it directly on the surface.

In the case of failure to comply with our instructions for care, Suter Inox AG reserves the right to exclude guarantee and warranty claims ([suter.ch/en/terms-and-conditions](https://www.suter.ch/en/terms-and-conditions)).

✓ suited

– not suited

Use of detergents for stainless steel surfaces

Detergent	Standard surfaces (Green Line version)		
	Silk matt Finish 	Broadband Finish 	Swirl Finish 
Household remedy (diluted vinegar, water with lemon juice)	✓	✓	✓
Mild pH-neutral detergents without scrubbing, scratching or polishing components (dishwashing liquid)	✓	✓	✓
Cosmetic liquid soaps (hand soaps)	–	–	–
Lemonstone	✓	✓	✓
Lemonstone Balsam	✓	✓	✓
Detergents with scrubbing, scratching or polishing components (Sigolin*, Cif/Vif, Vim, Potz etc.)	✓	✓	✓
Strong acids, chlorine, chemical decalcifiers with hydrochloric, formic or acetic acid (Durgol, Javelle water, etc.)	–	–	–
Strongly alkaline detergents	✓	✓	✓
Plastic fleece without abrasive bodies, normal household cloths and sponge cloths	✓	✓	✓
Microfibre cloth	✓	✓	✓
NEON special fibre cloth	✓	✓	✓
Coarse pored special sponge	✓	✓	✓
Brushes with natural or soft plastic bristles	–	–	✓
Cleaning sponge and cloth with abrasive coating	–	–	–
Steel sponge made of stainless steel	–	–	–

Please note that any wet spots should always be wiped up from all of these surfaces.

*Please apply Sigolin to a cloth before you use it. Do not spray it directly on the surface.

In the case of failure to comply with our instructions for care, Suter Inox AG reserves the right to exclude guarantee and warranty claims ([suter.ch/en/terms-and-conditions](https://www.suter.ch/en/terms-and-conditions)).

✓ suited

– not suited

Use of detergents for stainless steel surfaces

Detergent	Decor surfaces		
	Polaris Silver	Polaris Black	Terra
Household remedy (diluted vinegar, water with lemon juice)	✓	✓	✓
Mild pH-neutral detergents without scrubbing, scratching or polishing components (dishwashing liquid)	✓	✓	✓
Cosmetic liquid soaps (hand soaps)	–	–	–
Lemonstone	–	–	–
Lemonstone Balsam	✓	✓	✓
Detergents with scrubbing, scratching or polishing components (Sigolin*, Cif/Vif, Vim, Potz etc.)	–	–	–
Strong acids, chlorine, chemical decalcifiers with hydrochloric, formic or acetic acid (Durgol, Javelle water, etc.)	–	–	–
Strongly alkaline detergents	✓	✓	✓
Plastic fleece without abrasive bodies, normal household cloths and sponge cloths	✓	✓	✓
Microfibre cloth	✓	✓	✓
NEON special fibre cloth	✓	✓	✓
Coarse pored special sponge	✓	–	✓
Brushes with natural or soft plastic bristles	–	–	–
Cleaning sponge and cloth with abrasive coating	–	–	–
Steel sponge made of stainless steel	–	–	–

Please note that any wet spots should always be wiped up from all of these surfaces.

*Please apply Sigolin to a cloth before you use it. Do not spray it directly on the surface.

In the case of failure to comply with our instructions for care, Suter Inox AG reserves the right to exclude guarantee and warranty claims ([suter.ch/en/terms-and-conditions](https://www.suter.ch/en/terms-and-conditions)).

✓ suited

– not suited

Use of detergents for stainless steel surfaces

Detergent	Special surfaces			
	BlackRange	IceDesign	Polar Look	Hot-rolled
Household remedy (diluted vinegar, water with lemon juice)	–	✓	✓	✓
Mild pH-neutral detergents without scrubbing, scratching or polishing components (dishwashing liquid)	✓	✓	✓	✓
Cosmetic liquid soaps (hand soaps)	✓	–	–	–
Lemonstone	–	✓	–	–
Lemonstone Balsam	–	✓	✓	✓
Detergents with scrubbing, scratching or polishing components (Sigolin*, Cif/Vif, Vim, Potz etc.)	–	✓	–	–
Strong acids, chlorine, chemical decalcifiers with hydrochloric, formic or acetic acid (Durgol, Javelle water, etc.)	–	–	–	–
Strongly alkaline detergents	–	✓	✓	✓
Plastic fleece without abrasive bodies, normal household cloths and sponge cloths	✓	✓	✓	✓
Microfibre cloth	–	✓	✓	✓
NEON special fibre cloth	–	✓	✓	✓
Coarse pored special sponge	–	✓	✓	✓
Brushes with natural or soft plastic bristles	–	–	–	–
Cleaning sponge and cloth with abrasive coating	–	–	–	–
Steel sponge made of stainless steel	–	–	–	–

Please note that any wet spots should always be wiped up from all of these surfaces.

*Please apply Sigolin to a cloth before you use it. Do not spray it directly on the surface.

In the case of failure to comply with our instructions for care, Suter Inox AG reserves the right to exclude guarantee and warranty claims (suter.ch/en/terms-and-conditions).

✓ suited
– not suited

Use of detergents for stainless steel surfaces

Detergent	Special surfaces			
	Silk Look	Xrange Black (sTec)	Xrange Ice	Xrange Finline
Household remedy (diluted vinegar, water with lemon juice)	✓	–	✓	✓
Mild pH-neutral detergents without scrubbing, scratching or polishing components (dishwashing liquid)	✓	✓	✓	✓
Cosmetic liquid soaps (hand soaps)	–	✓	–	–
Lemonstone	–	–	✓	–
Lemonstone Balsam	✓	–	✓	✓
Detergents with scrubbing, scratching or polishing components (Sigolin*, Cif/Vif, Vim, Potz etc.)	–	–	✓	–
Strong acids, chlorine, chemical decalcifiers with hydrochloric, formic or acetic acid (Durgol, Javelle water, etc.)	–	–	–	–
Strongly alkaline detergents	✓	–	✓	✓
Plastic fleece without abrasive bodies, normal household cloths and sponge cloths	✓	✓	✓	✓
Microfibre cloth	✓	–	✓	✓
NEON special fibre cloth	✓	–	✓	✓
Coarse pored special sponge	✓	–	✓	✓
Brushes with natural or soft plastic bristles	✓	–	–	–
Cleaning sponge and cloth with abrasive coating	–	–	–	–
Steel sponge made of stainless steel	–	–	–	–

Please note that any wet spots should always be wiped up from all of these surfaces.

*Please apply Sigolin to a cloth before you use it. Do not spray it directly on the surface.

In the case of failure to comply with our instructions for care, Suter Inox AG reserves the right to exclude guarantee and warranty claims ([suter.ch/en/terms-and-conditions](https://www.suter.ch/en/terms-and-conditions)).

✓ suited

– not suited

Use of detergents for stainless steel surfaces

Detergent	Surfaces with coating				
	Silk Look sTec	Hot-rolled sTec	Xrange Fineline sTec	Xrange Black sTec	Swirl finish sTec
Household remedy (diluted vinegar, water with lemon juice)	–	–	–	–	–
Mild pH-neutral detergents without scrubbing, scratching or polishing components (dishwashing liquid)	✓	✓	✓	✓	✓
Cosmetic liquid soaps (hand soaps)	✓	✓	✓	✓	✓
Lemonstone	–	–	–	–	–
Lemonstone Balsam	–	–	–	–	–
Detergents with scrubbing, scratching or polishing components (Sigolin*, Cif/Vif, Vim, Potz etc.)	–	–	–	–	–
Strong acids, chlorine, chemical decalcifiers with hydrochloric, formic or acetic acid (Durgol, Javelle water, etc.)	–	–	–	–	–
Strongly alkaline detergents	–	–	–	–	–
Plastic fleece without abrasive bodies, normal household cloths and sponge cloths	✓	✓	✓	✓	✓
Microfibre cloth	–	–	–	–	–
NEON special fibre cloth	–	–	–	–	–
Coarse pored special sponge	–	–	–	–	–
Brushes with natural or soft plastic bristles	–	–	–	–	–
Cleaning sponge and cloth with abrasive coating	–	–	–	–	–
Steel sponge made of stainless steel	–	–	–	–	–

Please note that any wet spots should always be wiped up from all of these surfaces.

*Please apply Sigolin to a cloth before you use it. Do not spray it directly on the surface.

In the case of failure to comply with our instructions for care, Suter Inox AG reserves the right to exclude guarantee and warranty claims ([suter.ch/en/terms-and-conditions](https://www.suter.ch/en/terms-and-conditions)).

✓ suited


– not suited

Please also note


- Always remove any wet spots and detergents or polishes immediately, and rinse thoroughly with clear water.
- Decalcification is an aggressive process. Only decalcify locally and if required. Pay attention to the concentration and exposure times, and rinse thoroughly and wipe dry afterwards.
- Film or extraneous rust is created by the accumulation of iron or steel rust, which gets onto the stainless steel by air or water. Therefore, please ensure that when using steel wool or spatulas they are not left lying on the surface.
- Do not place hot pans or pots on the stainless steel surface. Extreme heat can change the product surface, even damage and/or discolour it.

The Inox Pad and the Maro dish drainer mat made of silicone protect surfaces from hot pans.

They are available in our online shop at suter.ch



Inox Pad



Maro dish drainer mat



Go to kitchen accessories

Use of detergents for stainless steel sinks and coated valve components

Detergent	Surface finish		Coated valve components
	Matt	Shining	Plunger, valve goblet, sieve insert, overflow cover and overflow cap
Household remedy (diluted vinegar, water with lemon juice)	✓	✓	–
Mild pH-neutral detergents without scrubbing, scratching or polishing components (dishwashing liquid)	✓	✓	✓
Cosmetic liquid soaps (hand soaps)	–	–	✓
Lemonstone	✓	✓	–
Lemonstone Balsam	✓	✓	–
Detergents with scrubbing, scratching or polishing components (Sigolin*, Cif/Vif, Vim, Potz etc.)	–	–	–
Strong acids, chlorine, chemical decalcifiers with hydrochloric, formic or acetic acid (Durgol, Javelle water, etc.)	–	–	–
Strongly alkaline detergents	–	–	–
Plastic fleece without abrasive bodies, normal household cloths and sponge cloths	✓	✓	✓
Microfibre cloth	✓	✓	–
NEON special fibre cloth	✓	✓	–
Coarse pored special sponge	✓	✓	–
Brushes with natural or soft plastic bristles	–	–	–
Cleaning sponge and cloth with abrasive coating	–	–	–
Steel sponge made of stainless steel	–	–	–

Please note that any wet spots should always be wiped up from all of these surfaces.

*Please apply Sigolin to a cloth before you use it. Do not spray it directly on the surface.

In the case of failure to comply with our instructions for care, Suter Inox AG reserves the right to exclude guarantee and warranty claims ([suter.ch/en/terms-and-conditions](https://www.suter.ch/en/terms-and-conditions)).

✓ suited

– not suited

Care instructions for Schock granite sinks

Stain type	Detergent
Coffee, tea, residue of colouring food such as curry, mustard, ketchup, food colouring or blood	Soapy water and granite sink erasing sponge, follow the package instructions and rinse thoroughly after use
Grease, fat and oil residue	Let concentrated soapy water (1 part washing up liquid and 2 parts water) soak in, remove with a cloth and rinse.
Limescale and soap deposits, water spots	Removal using special granite sink lime-incrustation decalcifier
Greasy residues from pans	Soapy water and soft sponge
Metal abrasion, e.g. from pots, cutlery, etc.	Moisten granite sink dirt eraser, and remove metal abrasion applying slight pressure
Rust spots (film or extraneous rust)	Using commercially available rust removers
Pens, varnish or glue residue	White spirit for cleaning or lighter fluid and soft, lint-free cloth
Dried-on milk or starch residue	Soapy water and erasing sponge

The care instructions apply to the material Cristalite Plus® and the material Cristadur®.

Care instructions for taps, dispensers and pull-up knobs

For surfaces and coatings:

chrome, stainless steel, DEC, lacquering, Ice, Platin

- Clean taps, dispensers and pull-up knobs with a damp cloth after every use, and dry with a soft, clean cloth. Do not hang cleaning cloths over the tap.
- Decalcification is an aggressive process. Only decalcify locally and if required. Pay attention to the concentration and exposure times, and rinse thoroughly with cold water and wipe dry afterwards.
- Never spray detergent directly, always dilute and put onto a cleaning cloth, then clean. Always rinse with cold water and dry with a clean cloth.
- Use detergents that are material compatible and expressly intended for this purpose and follow the instructions on the packaging.
- Dispensers should be cleaned after every third filling. Place the pump in warm water for 10mins and then rinse.

Use of detergents for taps, dispensers and pull-up knobs

Detergent	Faucets, dispensers and pull-up knobs For surfaces and coatings: chrome, stainless steel, DEC, lacquering, Ice, Platin
Household remedy (diluted vinegar, water with lemon juice)	–
Mild pH-neutral detergents without scrubbing, scratching or polishing components (dishwashing liquid)	✓
Cosmetic liquid soaps (hand soaps)	–
Lemonstone	–
Lemonstone Balsam	–
Detergents with scrubbing, scratching or polishing components (Sigolin*, Cif/Vif, Vim, Potz etc.)	–
Strong acids, chlorine, chemical decalcifiers with hydrochloric, formic or acetic acid (Durgol, Javelle water, etc.)	–
Strongly alkaline detergents	–
Plastic fleece without abrasive bodies, normal household cloths and sponge cloths	✓
Microfibre cloth	–
NEON special fibre cloth	–
Coarse pored special sponge	–
Brushes with natural or soft plastic bristles	–
Cleaning sponge and cloth with abrasive coating	–
Steel sponge made of stainless steel	–

Please note that any wet spots should always be wiped up from all of these surfaces.

*Please apply Sigolin to a cloth before you use it. Do not spray it directly on the surface.

In the case of failure to comply with our instructions for care, Suter Inox AG reserves the right to exclude guarantee and warranty claims ([suter.ch/en/terms-and-conditions](https://www.suter.ch/en/terms-and-conditions)).

✓ suited
– not suited

The logo for SUTER, consisting of the word "SUTER" in white, uppercase, sans-serif font, centered within a blue rounded rectangle.

Suter Inox AG

Schachenstrasse 20
CH-5116 Schinznach-Bad

T +41 58 263 64 00

suter@suter.ch
suter.ch

**Head office and exhibition
Schinznach-Bad**

Schachenstrasse 20
CH-5116 Schinznach-Bad

T +41 58 263 64 00

Exhibition Zurich

Hardturmstrasse 125
CH-8005 Zurich

T +41 58 263 64 02

Exhibition Crissier

Chemin des Lentillières 5G
CH-1023 Crissier

T +41 58 263 64 03