

## Samsung Food Center / French Door SBS305

[> Web link](#)

**Model**  
Samsung Food Center / French Door SBS305

**Energy efficiency class**  
E (New Label 03.21)

**Manufacturer ID**  
RF59C701EB1/WS

**Article no.**  
500.000.195.00

**VRG**  
46.30

**Price CHF**  
3'225.- excl. VAT

## Highlights

- Digital Inverter compressor - 10-year warranty
- AI Energy Mode (WLAN) - optimised power consumption
- Beverage Showcase - In-Door Beverage Centre with Ice, Water & Autofill Pitcher
- Dual Ice Maker - 1.4 Kg ice cubes / 1.4 Kg crushed ice
- NoFrost+ technology - the end of de-icing
- All Around Cooling - consistent temperature in the cooling chamber
- Power Cool / Power Freeze - particularly fast cooling / freezing
- Internal easily accessible water filter
- Water dispenser and automatic refill (water jug 1.4 L)
- SpaceMax - More useful capacity
- 649 litre capacity

## Product description

## Technical specifications

Appliance type: Food centre / French door  
Design: Freestanding

**Efficiency and consumption**  
Energy efficiency class (from A to G): E

**Design**  
Front colour: Anthracite  
Door handles: Recessed grip

**Display and operation**  
Display: Digital display  
Display and lighting: Display  
Operation: Touch operation, WiFi

**Home appliance networking**  
Samsung Smart Home: WiFi Smart Things

**Appliance features**  
Total usable capacity: 649 L  
Useful capacity fridge compartment: 390 L  
Useful capacity freezer compartment: 259 L  
Airborne noise emission: 36 dB(C)  
Type of light source: LED | G

## Equipment

**Cooling compartment**  
Number of glass shelves (shelves): 4  
Number of door compartments (and / or containers): 6  
Number of vegetable drawers (containers): 2  
Wine compartment: -  
Egg trays: 10

**Freezer compartment**  
Number of compartments: 4

## Samsung Food Center / French Door SBS305

[> Web link](#)

Number of baskets, containers, drawers: 2  
Ice cube trays: -

**Further equipment features**

Water and ice cube dispenser in door: Inside, incl. autofill pitcher  
ClearView ice maker: Dual ice maker (1.4 kg cubed ice)  
Water filter: Internal, 1 pc. HAF-CIN/EXP included in the scope of delivery  
Fresh Zone compartments: -

**Cooling technology**

Digital inverter compressor: Yes  
NoFrost+ technology: Yes  
Power Cool: -  
All-round cooling (Multi-Flow): Yes  
Smart Conversion 5-in-1: -  
Mono Cooling / Twin Cooling / Triple Cooling: Yes / No / No  
Precise Cooling: No  
Flex Zone: -

**Design and labelling**

Free-standing appliance: Yes  
Built-in appliance: -  
Can be integrated: -  
Number of outer doors / pull-outs: 4 / -  
Door hinge: Left, right

**Dimensions of the appliance**

Device dimensions (H x W x D): 1780 x 912 x 723 mm

**Electrical connection**

Supply voltage: 230 V / 50 Hz  
Connected loads: 220 W  
Fuse protection: 2.5 A  
Length of mains connection cable: 2.0 m  
Mains connection plug: Plug type 12, 10A

**Water connection**

Water connection: Yes  
Pressure hose G 3/4": 3/4" transition piece included in the scope of delivery  
Can be connected to: All machine outlet valves  
Can be connected to cold / hot water: Yes / -  
Water pressure: 2 to max. 8 bar  
Water inlet: 5 m flexible hose  
Water drain: -

**Weight: - Weight**

Weight incl. packaging: 142 kg

**Accessory**

## Included accessories

[> Weblink](#)

500.000.148.00 / CHF 3.-  
Water filter  
HAF-QIN/EXP

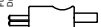
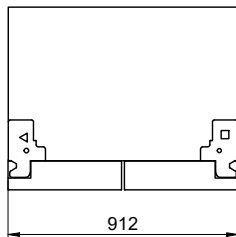
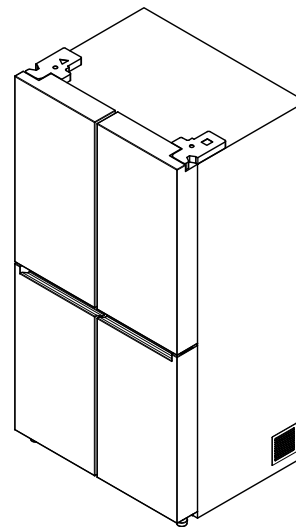
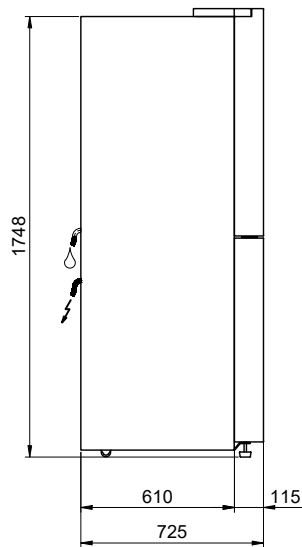
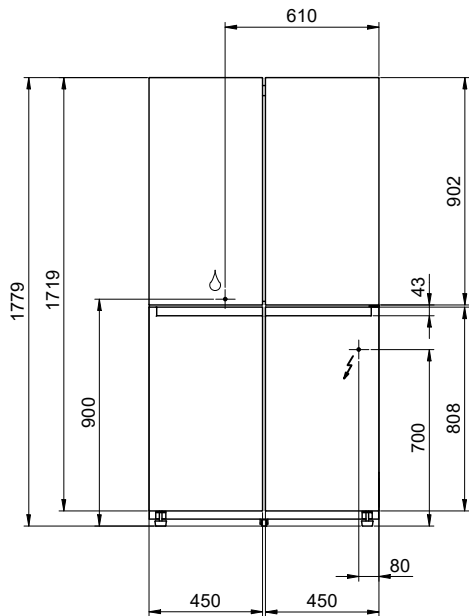
## Optional accessories

[> Weblink](#)

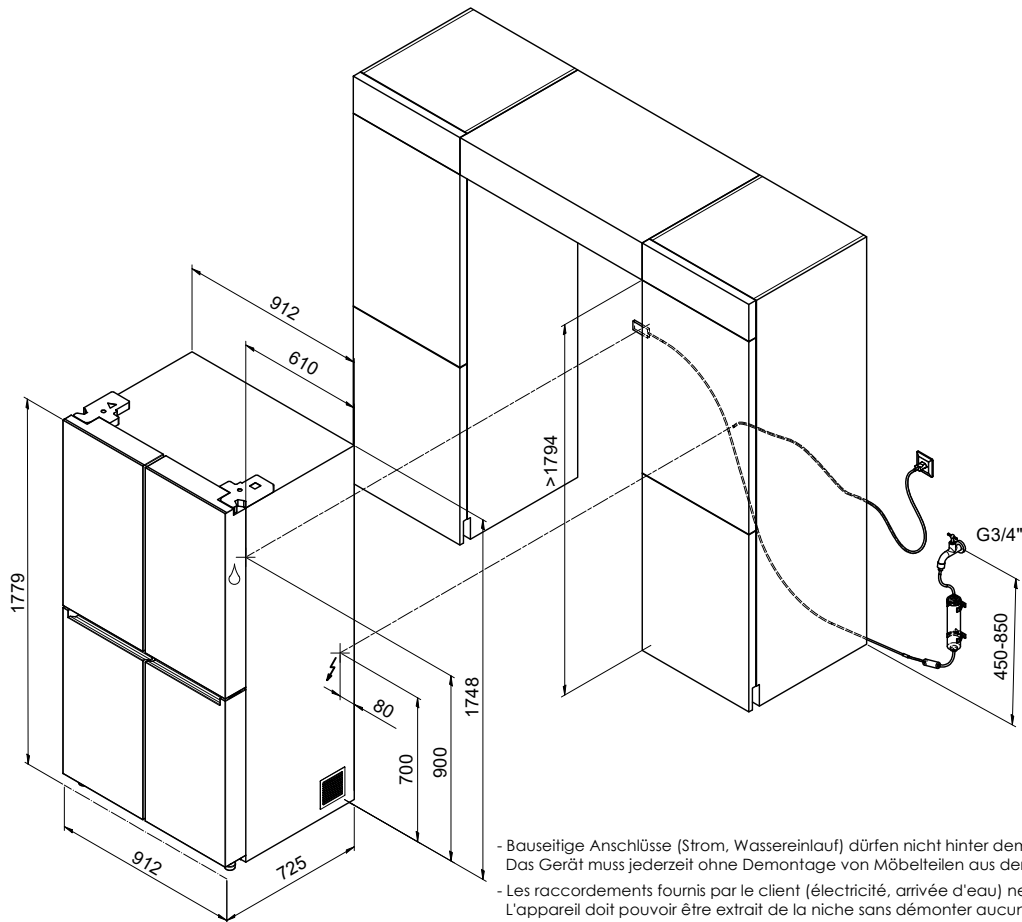
500.000.148.00 / CHF  
98.-  
Water filter  
HAF-QIN/EXP


Prices excl. VAT / product details are based on the date the list was generated, up-to-date information is available online.

[www.suter.ch](http://www.suter.ch) - 03.07.26



SBS305: 230V / 2.5A, T12, 2000mm

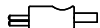
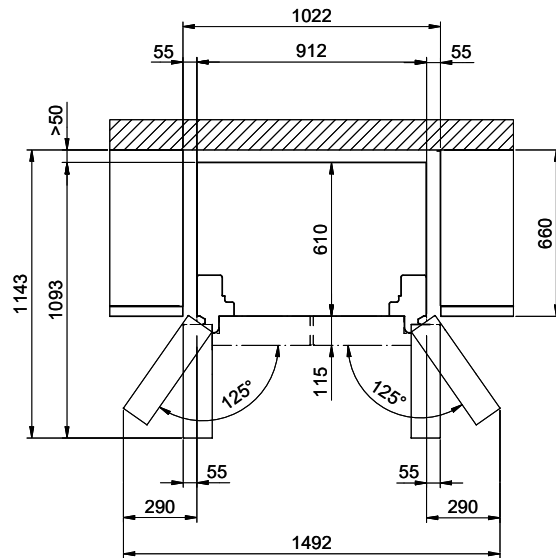
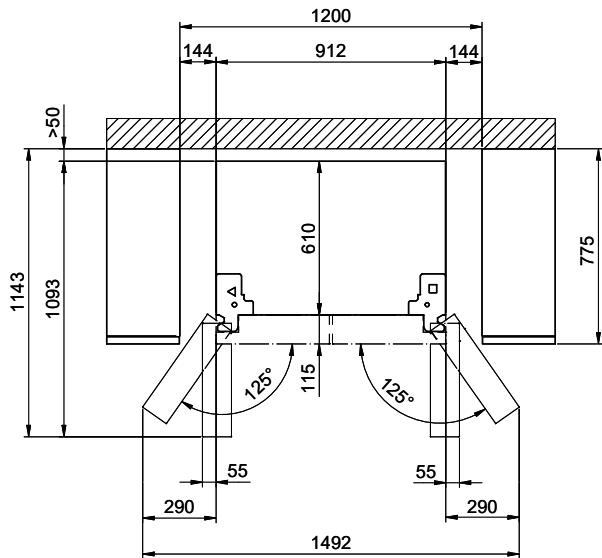


 SBS305: 230V / 2.5A, T12, 2000mm

- Bauseitige Anschlüsse (Strom, Wassereinlauf) dürfen nicht hinter dem Gerät liegen. Das Gerät muss jederzeit ohne Demontage von Möbelteilen aus der Nische gezogen werden können.
- Les raccordements fournis par le client (électricité, arrivée d'eau) ne doivent pas être situés derrière l'appareil. L'appareil doit pouvoir être extrait de la niche sans démonter aucun élément du meuble.
- Gli allacciamenti a cura del committente (elettricità, entrata dell'acqua) non devono trovarsi dietro l'apparecchio. Dev'essere sempre possibile estrarre l'apparecchio dalla nicchia senza smontare parti di mobili.

Frontbündig  
 Façade affleurante  
 A filo sulla parte anteriore

Gehäusebündig  
 Carrosserie affleurante  
 A filo con l'alloggiamento



SBS305: 230V / 2.5A, T12, 2000mm