

Linero LIO CDAB 50F/17 Black Edition

[> Web link](#)



Cabinet size 55 cm

Fitting style
Flushmount sinks

Model
LIO CDAB 50F/17 Black Edition

Material
Cristadur

Article no.
10.105.676.50

Cabinet size
55 cm

Basket
3½" Tipo Desino

Color
Puro

Price CHF
1'617.- excl. VAT

Dimensions
500x400x165mm

Corner radius
15 mm

Overflow and drain technology



Tipo Desino:
Concealed drain with
basket underneath -
type M, Black Edition



Swivelling overflow
cap - Black Edition

Basket pre-assembly
Basket pre-assembly ex works

Dispenser - mounting option
Free choice of positioning

Overflow and drain technology
Standard pull-up knob

Prices (as of 29.06.26/excl. VAT)

Model	Material	Basket	Article no.	Price CHF
Linero LIO CDAB 50F/17 Black E...	Cristadur, Puro	3½" Tipo Desino	10.105.676.50	1'617.- > Weblink
		3½" Space-saving Desino	10.105.289.50	1'617.- > Weblink
		3½" TouchFlow Desino	10.105.288.50	1'827.- > Weblink

Accessory


Optional accessories



> Weblink
40.000.912.00 / CHF
106.-
Colander, perforated




> Weblink
40.001.289.00 / CHF
106.-
Colander, unperforated



> Weblink
40.000.909.00 / CHF
151.-
Chopping board, made of
glass, white



> Weblink
40.001.277.00 / CHF
151.-
Chopping board, made of
plastic



> Weblink
40.001.138.00 / CHF
125.-
Inox Pad



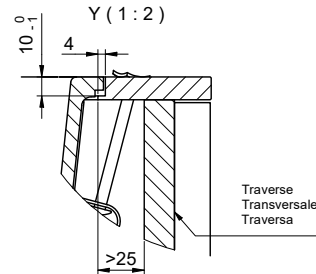
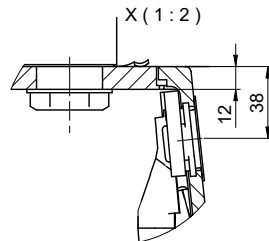
> Weblink
40.001.509.00 / CHF 29.-
Easy Care cleaning kit
for granite sinks

Spares

You can find the compatible range of spares here [> Weblink](#)

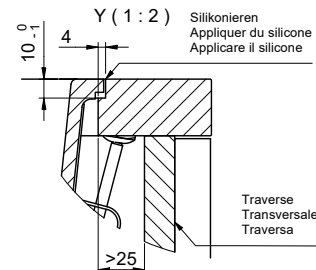
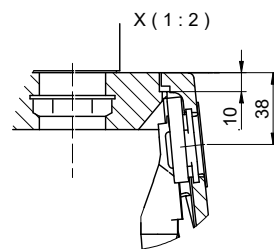


Für 12mm Arbeitsplatte.
 Pour plan de travail de 12mm.
 Per piano di lavoro da 12mm.



Traverse
 Transversale
 Traversa

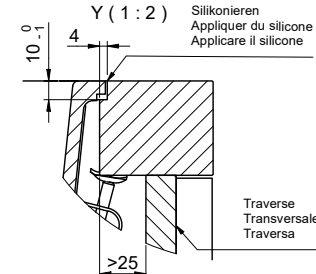
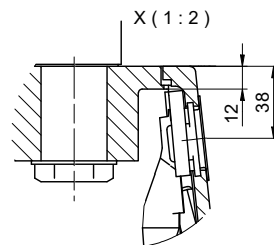
Für 13 - 30mm Arbeitsplatte.
 Pour plan de travail de 13 - 30mm.
 Per piano di lavoro da 13 - 30mm.



Silikonieren
 Appliquer du silicone
 Applicare il silicone

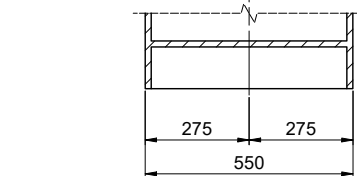
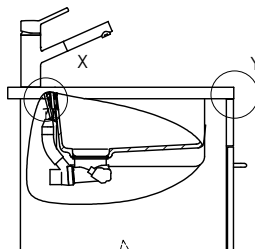
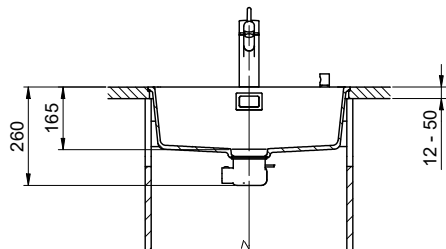
Traverse
 Transversale
 Traversa

Für 13 - 50mm Arbeitsplatte.
 Pour plan de travail de 13 - 50mm.
 Per piano di lavoro da 13 - 50mm.



Silikonieren
 Appliquer du silicone
 Applicare il silicone

Traverse
 Transversale
 Traversa



Bei der Planung die Traverse im Möbel beachten!

Faites attention à la barre transversale dans les meubles lors de la planification!

Presta attenzione alla traversa nei mobili durante la pianificazione!

Vom flächenbündigen Einbau in beschichtete Spanplatten raten wir ab.

Nous vous déconseillons le montage à fleur sur des panneaux de particules enduits.

Sconsigliamo il montaggio a filo top in pannelli di truciolato laminato.

Linero LIO CD 50F/ 17 Desino

Ausschnitt für flächenbündigen Einbau - Randbreite 17mm:
Mesure de coupure pour montage à fleur - Bord de 17mm de largeur:
Intaglio per montaggio a filo top - Larghezza bordo 17mm:

Bohrung für Zug- und Druckknöpfe Ø14
 Bohrung für Drehknopf Ø25

Trou pour boutons et Poussoirs de commande Ø14
 Trou pour bouton rotatif Ø25

Foro per Pomelli tiranti e Pomelli pulsanti Ø14
 Foro per Pomolo girevoli Ø25



min. 60mm bei stehender Traverse.
 min. 80mm bei liegender Traverse.

min. 60mm avec traverse debout.
 min. 80mm avec traverse allongé.

min. 60mm con traversa stante.
 min. 80mm con traversa coricata.

Für 12mm Arbeitsplatte.
 Pour plan de travail de 12mm.
 Per piano di lavoro da 12mm



A-A (1 : 2)



Für 13 - 30mm Arbeitsplatte.
 Pour plan de travail de 13 - 30mm.
 Per piano di lavoro da 13 - 30mm.



A-A (1 : 2)



Für 13 - 50mm Arbeitsplatte.
 Pour plan de travail de 13 - 50mm.
 Per piano di lavoro da 13 - 50mm.



A-A (1 : 2)

