

**BORA S Pure PURSU**
[> Web link](#)

**Brief description**

Induction cooktop with extraction system

**Mode of operation**

Recirculated air

**Article no.**

40.002.390.00

**VRG**

5.56

**Price CHF**

2290.- O excl. VAT

**Product description**
**BORA induction cooktop with integrated cooktop extractor (Recirculation) PURSU**
**Technical data**
**Supply voltage**

400 V 2N /3N

230 V

**Frequency**

50 Hz

**Maximum power consumption**

7,25 kW

**Fuse protection / power connection**

3 x 16 A

2 x 16 A

**Equipment mass (without duct connections)**

580 x 515 x 199 mm

**Weight (incl. accessories / packaging)**

20,2 kg

**Material surface**

SCHOTT CERAN

**Cooktop**
**Induction cooking zone front (left / right)**

ø 95 mm / ø 210 mm

400 W / 2300 W

**Power level**

600 W / 3000 W

**Induction cooking zone rear (left / right)**

ø 140 mm / ø 175 mm

900 W / 1400 W

**Power level**

1350 mm / 2100 W

**Power levels**

1 - 9, P

**Extraction system**

Maximum air volume

608 m³ / h

Power levels

1 - 9, P

**Circulating air connection**

445 x 137 mm

**Air circulation filter**

Filter media : Activated carbon with ion exchange

Material: Filter panel with fine filter

Max. service life 150 h, 1 year

**Product description**
**Cooktop**

Power level for every cooking zone

Timer cooking zones

Timer

Residual heat indicator

Pot detection

Pause function

Keep warm function

Child safety

Safety switch off

Demo mode

## BORA S Pure PURSU

[> Web link](#)

### Extraction system

sControl operation  
Power level  
Automatic extraction control  
Follow-up automatic system  
Cleaning lock  
Filter change indicator  
Mains power socket front

### Scope of delivery

Induction cooktop with integrated cooktop extraction - PURSU recirculation  
Inlet nozzle, PUED, black  
Stainless steel grease filter PUEF  
Active carbon filter PUAKE  
Operating and installation instructions  
Drilling template  
Sealing strip  
Height adjustment plate set  
Housing cover mains connection  
Mounting accessories for mains connection

### Planning guidelines

Ensure adequate ventilation below the hob  
Note that for induction hobs, induction-capable cooking utensils must be used.  
The connection cable must be provided by the customer.  
Front mains socket  
Cleaning unit on slide rail (removable up to 80 mm) for connection to the rear wall.  
Not compatible with the PULBTA telescopic slide

### Accessory

[You can find the complete range of accessories here > Weblink](#)

Optional accessories



> Weblink  
40.001.767.00 / CHF 97.-  
BORA socket USTJ




> Weblink  
40.002.034.00 / CHF 135.-  
BORA socket USTJAB All Black



> Weblink  
40.002.075.00 / CHF 399.-  
Air purifier box PULB



> Weblink  
40.002.077.00 / CHF 81.-  
Air cleaning box telescopic pull-out PULBTA



> Weblink  
40.002.157.00 / CHF 164.-  
Side rails for hob depth 515 mm USL515



> Weblink  
40.002.158.00 / CHF 261.-  
Side rails for hob depth 515 mm All Black ULB USL515AB

### Other Articles

[You can find additional articles here > Weblink](#)


40.002.958.00 / CHF 3985.-  
BORA X Pure Rough PUXU2R



40.002.955.00 / CHF 3593.-  
BORA X Pure PUXA2



40.002.956.00 / CHF 3759.-  
BORA X Pure PUXU2




40.002.065.00 / CHF 2713.-  
BORA Pure PURA



40.002.066.00 / CHF 2879.-  
BORA Pure PURU



40.002.413.00 / CHF 2124.-  
BORA S Pure PURSA



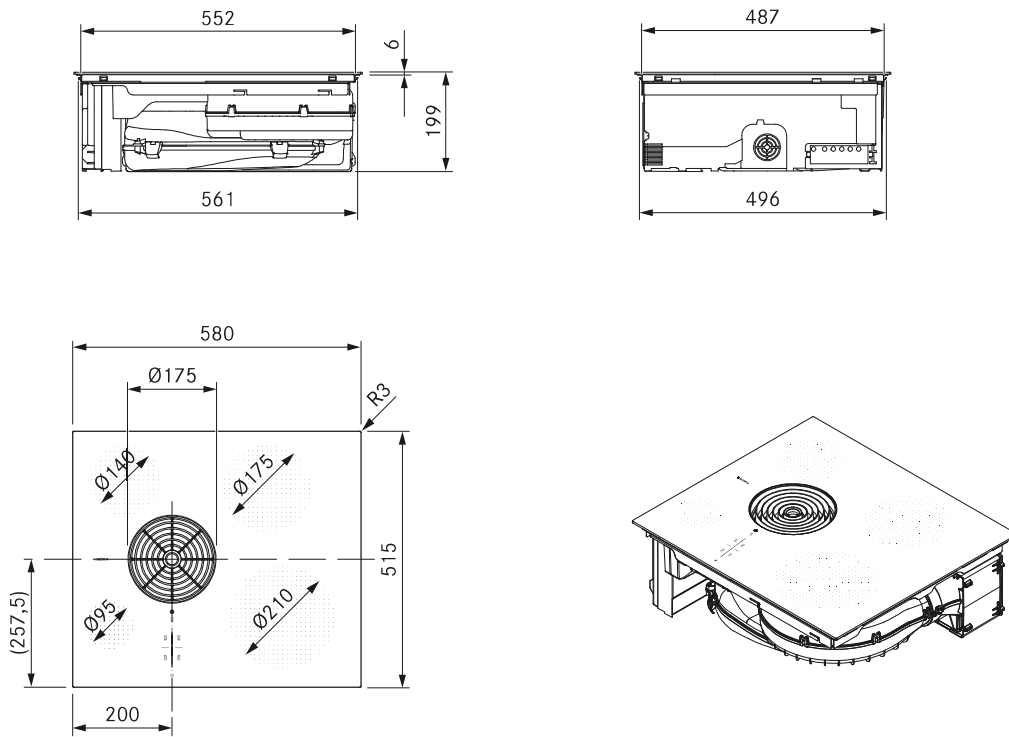
40.002.390.00 / CHF 2290.-  
BORA S Pure PURSU



40.002.759.00 / CHF 3068.-  
BORA M Pure PURMA



40.002.760.00 / CHF 3234.-  
BORA M Pure PURMU



### Technical data

Multiphase supply voltage	380 – 415 V 2N/3N
Single-phase supply voltage	220 – 240 V
Frequency	50 / 60 Hz
Maximum power consumption	7,25 kW
Three-phase power supply/fuse protection	3 x 16 A (standard connection)
Two-phase power supply/fuse protection	2 x 16 A
Single-phase power supply/fuse protection	1 x 32 A (1 x 20 A / 1 x 16 A)
Dimensions (width x depth x height)	580 x 515 x 199 mm
Weight (incl. accessories/packaging)	20,2 kg
Surface material	Glass ceramic
Cooktop extractor power levels	1 – 9, P
Cooktop power levels	1 – 9, P
Front left cooking zone output	400 W
Front right cooking zone output	2300 W
Rear left cooking zone output	900 W
Rear right cooking zone output	1400 W
Front left cooking zone power setting output	600 W
Front right cooking zone power setting output	3000 W
Rear left cooking zone power setting output	1350 W
Rear right cooking zone power setting output	2100 W
Front left cooking zone size	Ø 95 mm
Front right cooking zone size	Ø 210 mm
Rear left cooking zone size	Ø 140 mm
Rear right cooking zone size	Ø 175 mm
Size of exhaust opening	445 x 137 mm
Filter medium	Activated charcoal filter with ion exchanger
Filter material	Filter panel with fine filter
Maximum filter service life	150 h (1 year)

### Product description

- Intuitive sControl control
- eSwap – easy filter change
- effective odour removal
- Minimum volume
- Simple cleaning
- Optimum cooktop use
- Maximum storage space
- Automatic extractor control
- Ultra-compact design
- Minimalistic design

### Scope of delivery

- Induction cooktop with integrated cooktop extractor – Recirculation
- Air inlet nozzle black
- stainless steel grease filter
- activated charcoal filter
- operating and installation instructions
- Template for cut-out on rear wall
- sealing tape
- height adjustment plate set
- Housing cover power supply
- Installation accessories for the power supply

### Accessories

- Air inlet nozzle black PUED
- Air inlet nozzle greige PUEDG
- Air inlet nozzle red PUEDR
- Air inlet nozzle jade green PUEDJ
- Air inlet nozzle orange PUEDO
- Air inlet nozzle blue PUEDB
- Stainless steel grease filter PUEF
- Activated charcoal filter PUAKF
- UDB25 sealing tape

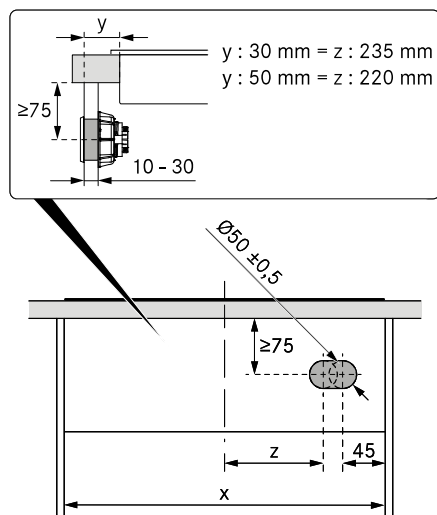
### Product- and planning instructions

- The connection cable must be provided at the installation site
- Front power socket
- The air purification box is fitted with a telescopic pull-out (extension to 80 mm) for connection to the back wall of the unit
- Ensure sufficient ventilation of the area below the cooktop.
- Installation type: flush or surface-mounted
- The drawers and/or shelves in the floor unit must be removable for maintenance and cleaning purposes
- Please note that induction-compatible cookware must be used on induction cooktops
- The cooktop extractor system can be combined with all BORA sockets

# Steckdosenpositionierung

Montagehinweise zu den BORA Steckdosen

## S Pure



### Wichtiger Planungshinweis:

- Bei Verwendung einer Eingriffsleiste ist zusätzlich auf ausreichenden Abstand für die Montage der Befestigungsmutter zu achten.

## BORA UNIVERSALARTIKEL ZUBEHÖR



### USTF

BORA Steckdose Typ F



### USTFAB

BORA Steckdose Type F All Black

- Anschlussmöglichkeit für elektrische Küchenkleingeräte
- integrierte Kindersicherung
- Geeignet für DE, ES, IT, AT, LU, PT, RU, BR, SE, NL



### USTE

BORA Steckdose Typ E



### USTEAB

BORA Steckdose Typ E All Black

- Anschlussmöglichkeit für elektrische Küchenkleingeräte
- integrierte Kindersicherung
- Geeignet für FR, PL, DK, BE, CZ, SK



### USTJ

BORA Steckdose Typ J



### USTJAB

BORA Steckdose Typ J All Black

- Anschlussmöglichkeit für elektrische Küchenkleingeräte
- Geeignet für CH, LI
- Zwischenring im Lieferumfang



### USTG

BORA Steckdose Typ G



### USTGAB

BORA Steckdose Typ G All Black

- Anschlussmöglichkeit für elektrische Küchenkleingeräte
- Geeignet für UK, AE, SG
- Zwischenring im Lieferumfang



### USTL

BORA Steckdose Typ L



### USTLAB

BORA Steckdose Typ L All Black

- Anschlussmöglichkeit für elektrische Küchenkleingeräte
- Geeignet für IT, SM
- Zwischenring im Lieferumfang