

BORA multi drawer MS290

[> Web link](#)

Model
BORA BORA multi drawer MS290

Manufacturer ID
MS290

Article no.
40.002.406.00

Appliance type
Multi drawers

Construction
Euro Norm 60 cm

VRG
5.56

Price CHF
1864.- O excl. VAT

Highlights

- Room to cook: storage space, load capacity and divisible organisation elements
- Intuitive operation - Icon and audio supported touch unit
- Push2Open - Easy opening by gently pressing on the drawer front
- Minimalist design: Flush-integrated surface, Handleless, All Black and consistent to BORA X BO
- Simple cleaning
- Individual control options - operation via presets or manual temperature and time control possible
- BORA Connectivity - expanded operating options and range of functions thanks to networking with BORA X BO
- Best materials: glass fronts and bases/refined metal components/quality/ durability

Product description

Type: Euro standard 60 cm
GTIN no.: 4251731203208

Technical data

Supply voltage 230 V
Frequency 50 Hz
Maximum power consumption 810 W
Minimum fuse protection 1 x 16 A
Dimensions (width x depth x height) 559 x 537 x 290 mm
Dimensions oven chamber (width x depth x height) 525 x 410 x 247 mm
Oven chamber volume 50 l
Maximum loading weight 25 kg
Weight (incl. accessories/packaging) 24 kg
Weight 20,7 kg
Time stages 1 - 6
Temperature levels 1 - 6
Temperature control range 30 - 100 °C
Power supply cable length 1,8 m
Power supply cable type Typ 23, 16A / C13

Scope of delivery


BORA multi drawer MS290
BORA multi drawer level-grid MSER
Power supply cable
Communication cable
5 pairs of deco side frames (different widths)
Installation accessories
Sealing lip
Operating and installation instructions

Product- and planning instructions

Other built-in appliances with a total weight of up to 105 kg can be placed directly on top of the multi-drawer.
The construction base must be permanently installed and designed to withstand the appliances' weight.
The back panel of the kitchen unit must not be fitted behind the appliance.
Up to 2 shelf racks can be used in the multi-drawer.

BORA multi drawer MS290[> Web link](#)**Accessory**

Optional accessories

[> Weblink](#)

40.002.411.00 / CHF

130.-

BORA glass front

MSF290, 290mm, for
multi drawer MS290**Compatible Articles**[> Weblink](#)

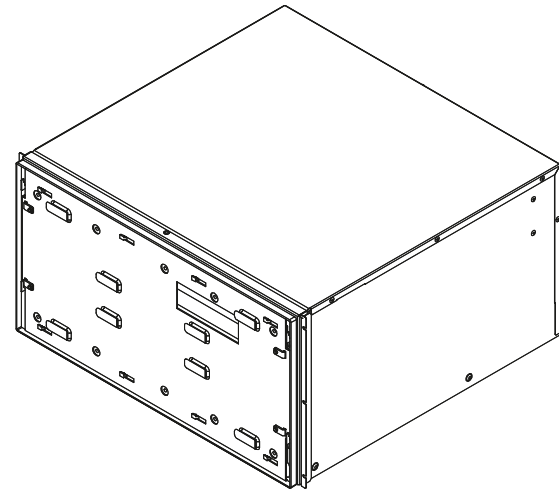
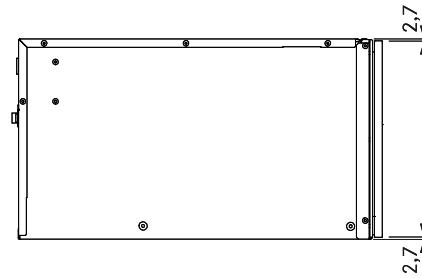
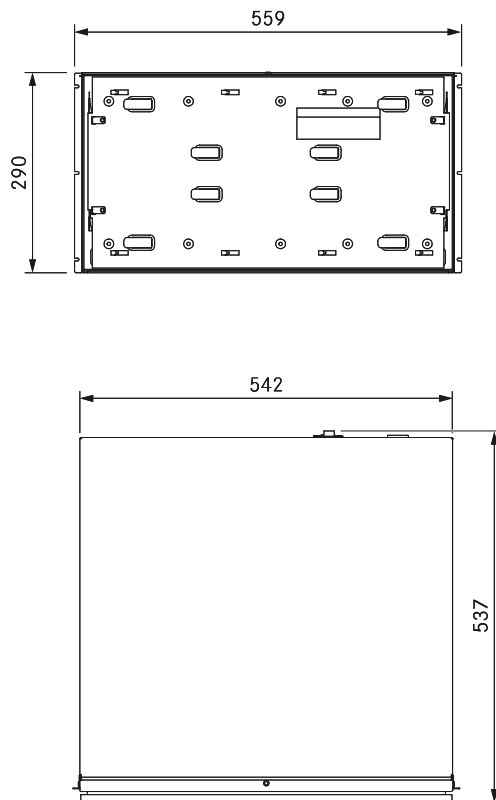
40.002.392.00 / CHF

6795.-

BORA X BO steam oven

MS290

BORA multi drawer 290mm



Technical data

Supply voltage	220 – 240 V
Frequency	50 / 60 Hz
Maximum power consumption	810 W
Minimum fuse protection	1 x 16 A
Dimensions (width x height x depth)	559 x 290 x 537 mm
Dimensions oven chamber (width x height x depth)	525 x 247 x 410 mm
Oven chamber volume	50 l
Maximum loading weight	25 kg
Weight (incl. accessories/packaging)	24 kg
Weight	20,7 kg
Time stages	1 – 6
Temperature levels	1 – 6
Temperature control range	30 – 100 °C
Power supply cable length	1,8 m
Power supply cable type	C13 / E+F

Product description

- Best performance
- Best materials: glass fronts and bases/refined metal components/quality/durability
- Touchdisplay/Soundfeedback/Icons
- Minimalist design: Flush-integrated surface, Handleless, All Black and consistent to BORA X BO
- Push 2 Open
- Simple cleaning
- Room to cook: storage space/load capacity/divisible organisation elements
- Individual control options – operation via presets or manual temperature and time control possible
- BORA Connectivity – expanded operating options and range of functions thanks to networking with BORA X BO
- Dishwasher-safe shelf rack

Scope of delivery

- Multi drawer 290mm MS290
- Level-grid
- Power supply cable with type E + F plugs
- Communication cable
- 5 pairs of deco side frames (different widths)
- Installation accessories
- Sealing lip
- operating and installation instructions

Accessories

- Multi drawer level-grid MSER
- Multi drawer glass front 290mm MSF290
- Multi drawer power supply cable type G MSNLG (UK, IE)
- Multi drawer power supply cable type J MSNLJ (CH)

Product- and planning instructions

- Other built-in appliances with a total weight of up to 105 kg can be placed directly on top of the multi-drawer.
- The construction base must be permanently installed and designed to withstand the appliances' weight.
- The back panel of the kitchen unit must not be fitted behind the appliance
- Up to 2 shelf racks can be used in the multi-drawer.