

BORA multi drawer MSS140, set MS140 & MSF140[> Web link](#)**Model**

BORA BORA multi drawer MSS140, set MS140 & MSF140

Manufacturer ID

MSS140

Article no.

40.002.407.00

Appliance type

Multi drawers

Construction

Euro Norm 60 cm

VRG

5.56

Price CHF

1789.- O excl. VAT

Highlights

- Intuitive operation - Icon and audio supported touch unit
- Push2Open - Easy opening by gently pressing on the drawer front
- Minimalist design: Flush-integrated surface, Handleless, All Black and consistent to BORA X BO
- Simple cleaning
- Individual control options - operation via presets or manual temperature and time control possible
- BORA Connectivity - expanded operating options and range of functions thanks to networking with BORA X BO
- Best materials: glass fronts and bases/refined metal components/quality/ durability

Product descriptionType: **Euro standard 60 cm**GTIN no.: **4251731204434****Technical data**

Supply voltage 230 V

Frequency 50 Hz

Maximum power consumption 810 W

Minimum fuse protection 1 x 16 A

Dimensions (width x depth x height) 595 x 541 x 140 mm

Dimensions oven chamber (width x depth x height) 525 x 410 x 97 mm

Oven chamber volume 20 l

Maximum loading weight 25 kg

Weight (incl. accessories/packaging) 21,3 kg

Weight 21,3 kg

Time stages 1 - 6

Temperature levels 1 - 6

Temperature control range 30 - 100 °C

Power supply cable length 1,8 m

Power supply cable type Typ 23, 16A / C13

Scope of delivery

BORA multi drawer MS140

BORA glass front MSF140, 140mm

Power supply cable

Communication cable

5 pairs of decore side frames (different widths)

Installation accessories

Sealing lip

Operating and installation instructions

Product- and planning instructions

Other built-in appliances with a total weight of up to 105 kg can be placed directly on top of the multi-drawer.

The construction base must be permanently installed and designed to withstand the appliances' weight.

The back panel of the kitchen unit must not be fitted behind the appliance.

Not compatible with BORA multi drawer level grate MSER.

BORA multi drawer MSS140, set MS140 & MSF140[> Web link](#)**Compatible Articles**[> Weblink](#)

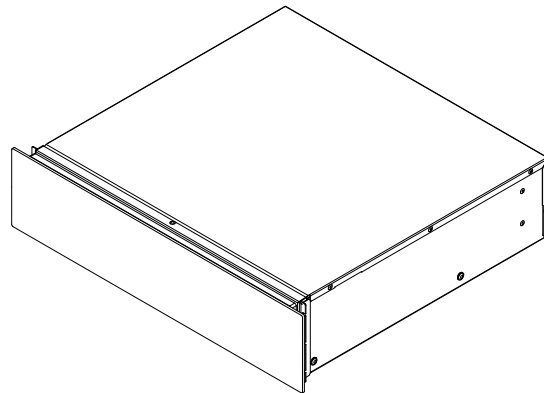
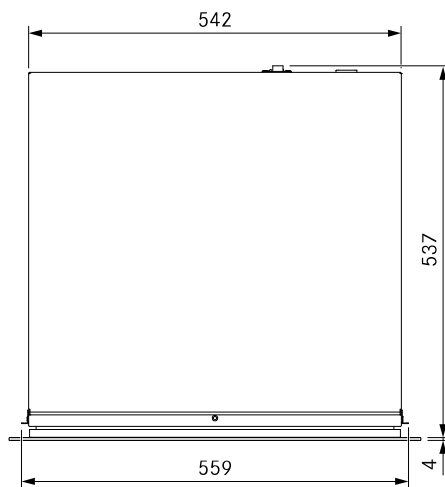
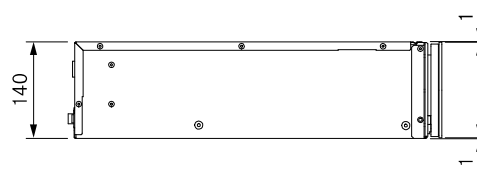

40.002.392.00 / CHF

6795.-

BORA X BO steam oven

MSS140

BORA Multischublade Set 140mm inkl. Glasfront (1x MS140, 1x MSF140)



Technische Daten

Anschlussspannung	220 - 240 V
Frequenz	50 / 60 Hz
Leistungsaufnahme maximal	810 W
Absicherung	1 x 16 A
Abmessungen (Breite x Höhe x Tiefe)	595 x 140 x 541 mm
Abmessung Garraum (Breite x Höhe x Tiefe)	525 x 97 x 410 mm
Garraumvolumen	20 l
Maximales Beladungsgewicht	25 kg
Gewicht (inkl. Zubehör/Verpackung)	21,3 kg
Gewicht	18,2 kg
Zeitstufen	1 - 6
Temperaturstufen	1 - 6
Temperaturregelbereich	30 - 100 °C
Länge Netzanschlussleitung	1,8 m
Netzanschlussleitung Steckertyp	C13 / E + F

Produktbeschreibung

- Beste Performance
- Beste Materialien - Einsatz von hochwertigen Materialien wie Glas und veredeltem Metall
- Intuitive Bedienung - Icon- und Audio unterstützte Touch-Einheit
- Minimalistisches Design - Flächenbündig, Grifflos, All Black und einheitlich zu BORA X BO
- Push2Open - Einfaches Öffnen durch sanftes Drücken auf die Schubladenfront
- Leichte Reinigung
- Individuelle Bedienoptionen - Bedienung über Voreinstellungen oder manuelle Temperatur- und Zeitregelung möglich
- BORA Connectivity - Erweiterte Bedienmöglichkeiten und Funktionsumfang durch Vernetzung zu BORA X BO

Lieferumfang

- Multischublade 140mm MS140
- Multischublade Glasfront 140mm MSF140
- Netzanschlussleitung mit Stecker Typ E + F
- Kommunikationsleitung
- 5 Paar Dekorseitenleisten (verschiedene Breiten)
- Montagezubehör
- Dichtlippe
- Bedienungs- und Montageanleitung

Zubehör

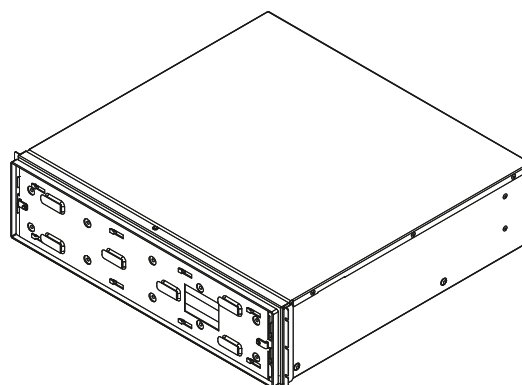
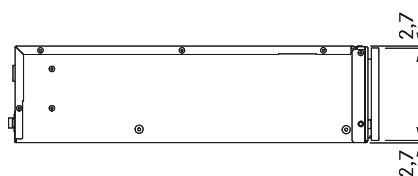
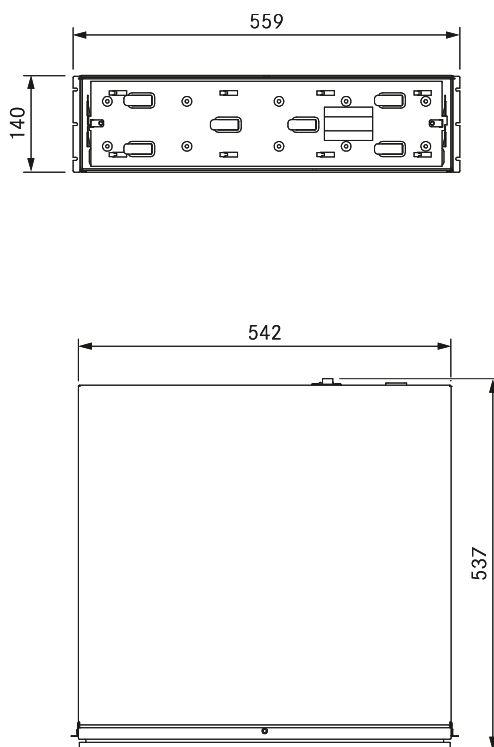
- Multischublade Netzanschlussleitung Typ G MSNLG (UK, IE)
- Multischublade Netzanschlussleitung Typ J MSNLJ (CH)

Produkt- und Planungshinweise

- Weitere Einbaugeräte mit einem Gesamtgewicht bis zu 105 kg können direkt auf die Multischublade gestellt werden.
- Der Konstruktionsboden muss fest verbaut und für das Gewicht der Geräte ausgelegt sein.
- Hinter dem Gerät darf keine Korpusrückwand montiert sein.

MS140

BORA multi drawer 140mm



Technical data

Supply voltage	220 – 240 V
Frequency	50 / 60 Hz
Maximum power consumption	810 W
Minimum fuse protection	1 x 16 A
Dimensions (width x height x depth)	559 x 140 x 537 mm
Dimensions oven chamber (width x height x depth)	525 x 97 x 410 mm
Oven chamber volume	20 l
Maximum loading weight	25 kg
Weight (incl. accessories/packaging)	19,2 kg
Weight	16,4 kg
Time stages	1 – 6
Temperature levels	1 – 6
Temperature control range	30 – 100 °C
Power supply cable length	1,8 m
Power supply cable type	C13 / E + F

Product description

- Best performance
- Best materials: glass fronts and bases/refined metal components/quality/durability
- Touchdisplay/Soundfeedback/Icons
- Minimalist design: Flush-integrated surface, Handleless, All Black and consistent to BORA X BO
- Push 2 Open
- Simple cleaning
- Individual control options – operation via presets or manual temperature and time control possible
- BORA Connectivity – expanded operating options and range of functions thanks to networking with BORA X BO

Scope of delivery

- Multi drawer 140mm MS140
- Power supply cable with type E + F plugs
- Communication cable
- 5 pairs of deco side frames (different widths)
- Installation accessories
- Sealing lip
- operating and installation instructions

Accessories

- multi drawer glass front 140mm MSF140
- multi drawer type G power supply cable MSNLG (UK, IE)
- multi drawer type J power supply cable MSNLJ (CH)

Product- and planning instructions

- Other built-in appliances with a total weight of up to 105 kg can be placed directly on top of the multi-drawer.
- The construction base must be permanently installed and designed to withstand the appliances' weight.
- The back panel of the kitchen unit must not be fitted behind the appliance.