

BORA multi drawer MSS290, set MS290 & MSF290[> Web link](#)

Model
BORA BORA multi drawer MSS290, set MS290 & MSF290

Manufacturer ID
MSS290

Article no.
40.002.408.00

Appliance type
Multi drawers

Construction
Euro Norm 60 cm

VRG
5.56

Price CHF
1994.- O excl. VAT

Highlights

- Room to cook: storage space, load capacity and divisible organisation elements
- Intuitive operation - Icon and audio supported touch unit
- Push2Open - Easy opening by gently pressing on the drawer front
- Minimalist design: Flush-integrated surface, Handleless, All Black and consistent to BORA X BO
- Simple cleaning
- Individual control options - operation via presets or manual temperature and time control possible
- BORA Connectivity - expanded operating options and range of functions thanks to networking with BORA X BO
- Best materials: glass fronts and bases/refined metal components/quality/ durability

Product description

Type: **Euro standard 60 cm**
GTIN no.: **4251731204427**

Technical data

Supply voltage 230 V
Frequency 50 Hz
Maximum power consumption 810 W
Minimum fuse protection 1 x 16 A
Dimensions (width x depth x height) 595 x 541 x 290 mm
Dimensions oven chamber (width x depth x height) 525 x 410 x 247 mm
Oven chamber volume 50 l
Maximum loading weight 25 kg
Weight (incl. accessories/packaging) 27,6 kg
Weight 23,9 kg
Time stages 1 - 6
Temperature levels 1 - 6
Temperature control range 30 - 100 °C
Power supply cable length 1,8 m
Power supply cable type Typ 23, 16A / C13

Scope of delivery

BORA multi drawer MS290
BORA glass front MSF290, 290 mm
BORA multi drawer level-grid MSER
Power supply cable
Communication cable
5 pairs of decore side frames (different widths)
Installation accessories
Sealing lip
Operating and installation instructions

Product- and planning instructions

Other built-in appliances with a total weight of up to 105 kg can be placed directly on top of the multi-drawer.
The construction base must be permanently installed and designed to withstand the appliances' weight.
The back panel of the kitchen unit must not be fitted behind the appliance.
Up to 2 shelf racks can be used in the multi-drawer.

BORA multi drawer MSS290, set MS290 & MSF290[> Web link](#)**Compatible Articles**[> Weblink](#)

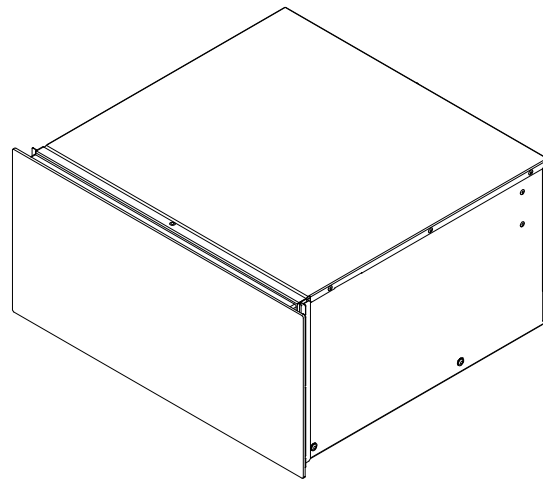
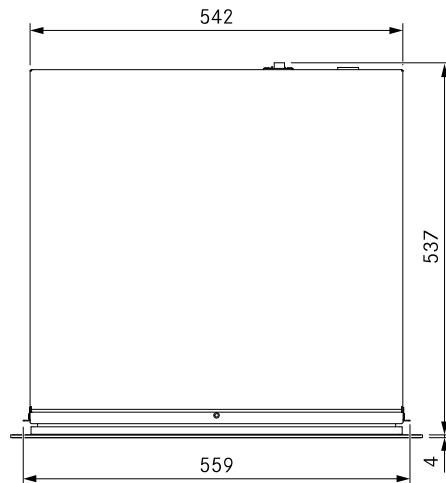
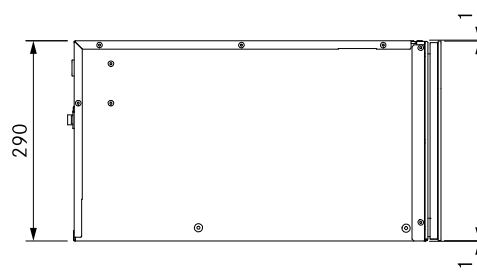
40.002.392.00 / CHF

6795.-

BORA X BO steam oven

MSS290

BORA Multischublade Set 290mm inkl. Glasfront (1x MS290, 1x MSF290)



Technische Daten

| | |
|-------------------------------------------|--------------------|
| Anschlussspannung | 220 - 240 V |
| Frequenz | 50 / 60 Hz |
| Leistungsaufnahme maximal | 810 W |
| Absicherung | 1 x 16 A |
| Abmessungen (Breite x Höhe x Tiefe) | 595 x 541 x 292 mm |
| Abmessung Garraum (Breite x Höhe x Tiefe) | 525 x 247 x 410 mm |
| Garraumvolumen | 50 l |
| Maximales Beladungsgewicht | 25 kg |
| Gewicht (inkl. Zubehör/Verpackung) | 27,6 kg |
| Gewicht | 23,9 kg |
| Zeitstufen | 1 - 6 |
| Temperaturstufen | 1 - 6 |
| Temperaturregelbereich | 30 - 100 °C |
| Netzanschlussleitung Steckertyp | C13 / E + F |
| Länge Netzanschlussleitung | 1,8 m |

Produktbeschreibung

- Komfort - Stauraum & Traglast großzügig ausgelegt
- Beste Materialien
- Intuitive Bedienung - Icon- und Audio unterstützte Touch-Einheit
- Beste Performance
- Push2Open - Einfaches Öffnen durch sanftes Drücken auf die Schubladenfront
- Minimalistisches Design - Flächenbündig, Grifflos, All Black und einheitlich zu BORA X BO
- Leichte Reinigung
- Individuelle Bedieneroptionen - Bedienung über Voreinstellungen oder manuelle Temperatur- und Zeitregelung möglich
- BORA Connectivity - Erweiterte Bedienmöglichkeiten und Funktionsumfang durch Vernetzung zu BORA X BO
- Spülmaschinenfester Ebenen-Rost

Lieferumfang

- Multischublade 290 mm MS290
- Multischublade Glasfront 290 mm
- Ebenen-Rost
- Netzanschlussleitung mit Stecker Typ E + F
- 5 Paar Dekorseitenleisten (verschiedene Breiten)
- Montagezubehör
- Dichtlippe
- Bedienungs- und Montageanleitung

Zubehör

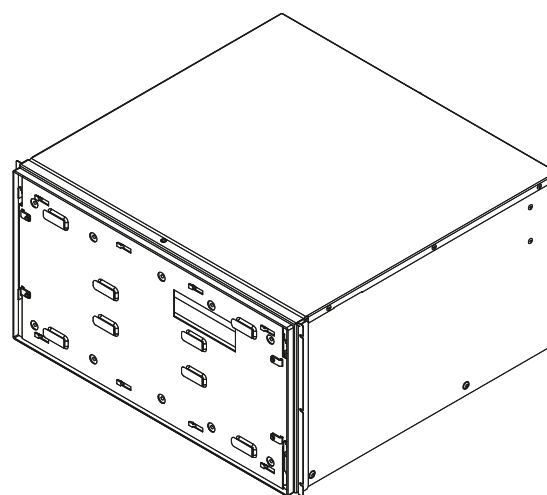
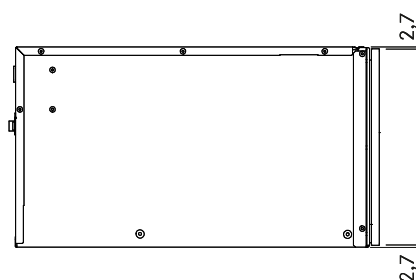
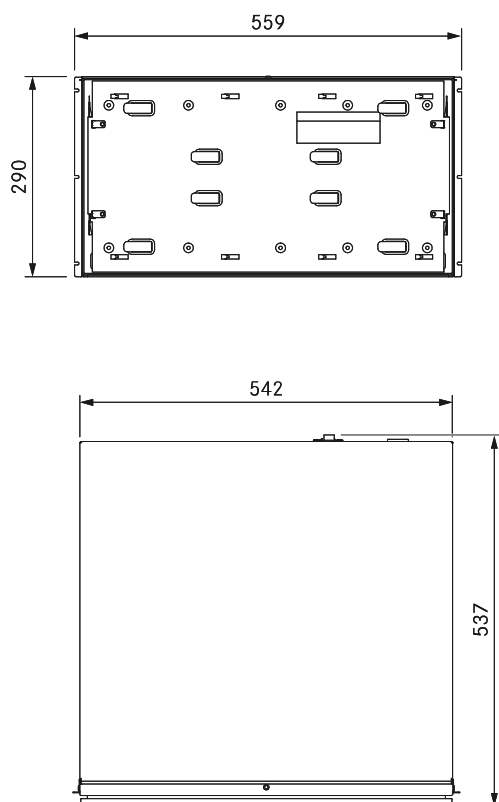
- Multischublade Ebenen-Rost MSER
- Multischublade Glasfront 290mm MSF290
- Multischublade Netzanschlussleitung Typ G MSNLG (UK, IE)
- Multischublade Netzanschlussleitung Typ J MSNLJ (CH)

Produkt- und Planungshinweise

- Weitere Einbaugeräte mit einem Gesamtgewicht bis zu 105 kg können direkt auf die Multischublade gestellt werden.
- Der Konstruktionsboden muss fest verbaut und für das Gewicht der Geräte ausgelegt sein.
- Hinter dem Gerät darf keine Korpusrückwand montiert sein.
- Es können bis zu 2 Ebenen-Roste in die Multischublade eingesetzt werden.

MS290

BORA multi drawer 290mm



Technical data

| | |
|--------------------------------------------------|--------------------|
| Supply voltage | 220 – 240 V |
| Frequency | 50 / 60 Hz |
| Maximum power consumption | 810 W |
| Minimum fuse protection | 1 x 16 A |
| Dimensions (width x height x depth) | 559 x 290 x 537 mm |
| Dimensions oven chamber (width x height x depth) | 525 x 247 x 410 mm |
| Oven chamber volume | 50 l |
| Maximum loading weight | 25 kg |
| Weight (incl. accessories/packaging) | 24 kg |
| Weight | 20,7 kg |
| Time stages | 1 – 6 |
| Temperature levels | 1 – 6 |
| Temperature control range | 30 – 100 °C |
| Power supply cable length | 1,8 m |
| Power supply cable type | C13 / E+F |

Product description

- Best performance
- Best materials: glass fronts and bases/refined metal components/quality/durability
- Touchdisplay/Soundfeedback/Icons
- Minimalist design: Flush-integrated surface, Handleless, All Black and consistent to BORA X BO
- Push 2 Open
- Simple cleaning
- Room to cook: storage space/load capacity/divisible organisation elements
- Individual control options – operation via presets or manual temperature and time control possible
- BORA Connectivity – expanded operating options and range of functions thanks to networking with BORA X BO
- Dishwasher-safe shelf rack

Scope of delivery

- Multi drawer 290mm MS290
- Level-grid
- Power supply cable with type E + F plugs
- Communication cable
- 5 pairs of deco side frames (different widths)
- Installation accessories
- Sealing lip
- operating and installation instructions

Accessories

- Multi drawer level-grid MSER
- Multi drawer glass front 290mm MSF290
- Multi drawer power supply cable type G MSNLG (UK, IE)
- Multi drawer power supply cable type J MSNLJ (CH)

Product- and planning instructions

- Other built-in appliances with a total weight of up to 105 kg can be placed directly on top of the multi-drawer.
- The construction base must be permanently installed and designed to withstand the appliances' weight.
- The back panel of the kitchen unit must not be fitted behind the appliance
- Up to 2 shelf racks can be used in the multi-drawer.