

Linero LIO CDAB 50F/17 Black Edition

> Weblink



Dimensioni base 55 cm

Montaggio
Lavelli a filo top

Modello
LIO CDAB 50F/17 Black Edition

Materiale
Cristadur

N. di articolo
10.105.676.50

Dimensioni base
55 cm

Piletta
3½" Tipo Desino

Colore
Puro

Prezzo in CHF
1'617.- IVA esclusa

Dimensioni lavello
500x400x165mm

Raggi d'angolo
15 mm

Tecnologia di scarico e troppopieno



Tipo Desino: Scarico coperto con griglia inferiore - tipo M, Black Edition



Placchetta di troppopieno a ribalta - Black Edition

Premontaggio della piletta

Premontaggio della piletta in fabbrica

Distributore - opzioni di montaggio

Posizione a scelta

Tecnologia di scarico e troppopieno

Pomolo inclusi

Prezzi (aggiornati al 27.06.26 / IVA esclusa)

Modello	Materiale	Piletta	N. di articolo	Prezzo in CHF	
Linero LIO CDAB 50F/17 Black E...	Cristadur, Puro	3½" Tipo Desino	10.105.676.50	1'617.-	> Weblink
		3½" Salvaspazio Desino	10.105.289.50	1'617.-	> Weblink
		3½" TouchFlow Desino	10.105.288.50	1'827.-	> Weblink

Accessorio

Accessori opzionali



> Weblink
40.000.912.00 / CHF 106.-
Vaschetta, forato




> Weblink
40.001.289.00 / CHF 106.-
Vaschetta, non forato



> Weblink
40.000.909.00 / CHF 151.-
Tagliere, in vetro, bianco



> Weblink
40.001.277.00 / CHF 151.-
Tagliere, sintetico



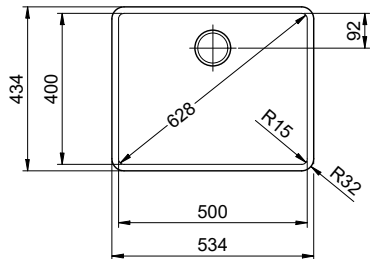
> Weblink
40.001.138.00 / CHF 125.-
Inox Pad



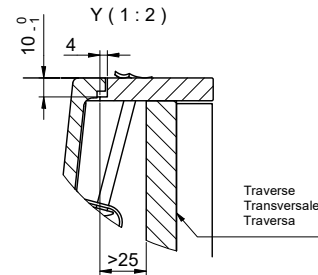
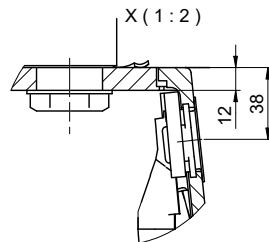
> Weblink
40.001.509.00 / CHF 29.-
Kit di pulizia Easy Care per lavelli in granito

Ricambi

Qui trovate tutti gli accessori compatibili > Weblink

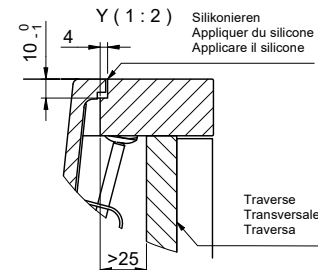
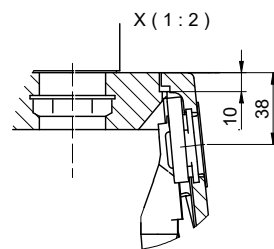


Für 12mm Arbeitsplatte.
 Pour plan de travail de 12mm.
 Per piano di lavoro da 12mm.



Traverse
 Transversale
 Traversa

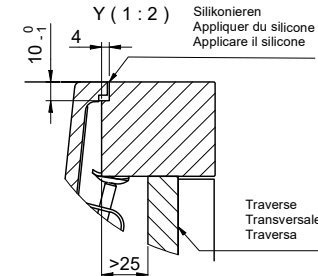
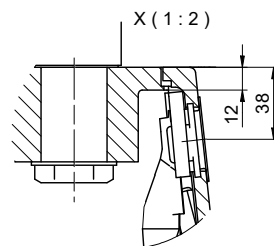
Für 13 - 30mm Arbeitsplatte.
 Pour plan de travail de 13 - 30mm.
 Per piano di lavoro da 13 - 30mm.



Silikonieren
 Appliquer du silicone
 Applicare il silicone

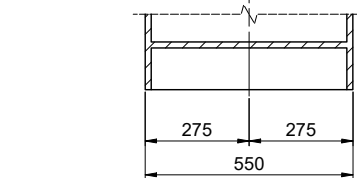
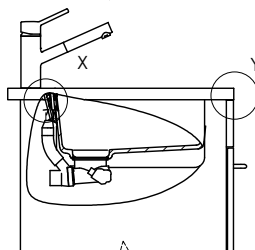
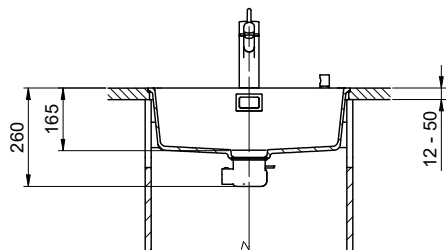
Traverse
 Transversale
 Traversa

Für 13 - 50mm Arbeitsplatte.
 Pour plan de travail de 13 - 50mm.
 Per piano di lavoro da 13 - 50mm.



Silikonieren
 Appliquer du silicone
 Applicare il silicone

Traverse
 Transversale
 Traversa



Bei der Planung die Traverse im Möbel beachten!

Faites attention à la barre transversale dans les meubles lors de la planification!

Presta attenzione alla traversa nei mobili durante la pianificazione!

Vom flächenbündigen Einbau in beschichtete Spanplatten raten wir ab.

Nous vous déconseillons le montage à fleur sur des panneaux de particules enduits.

Sconsigliamo il montaggio a filo top in pannelli di truciolato laminato.

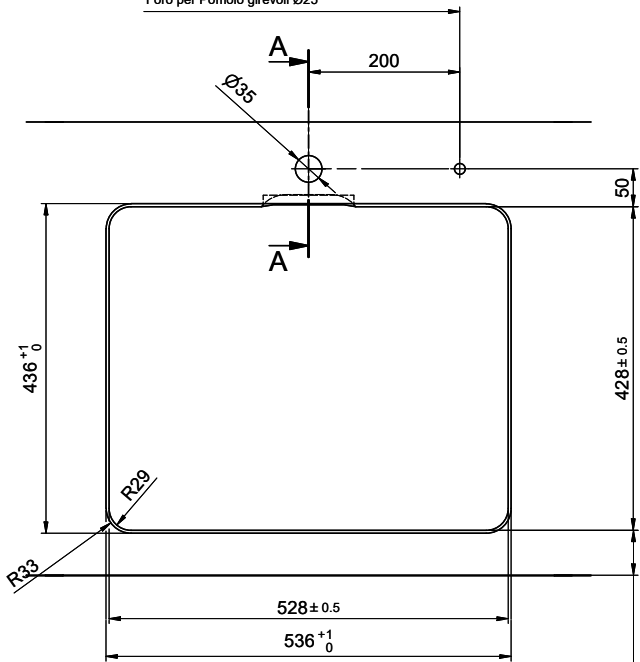
Linero LIO CD 50F/ 17 Desino

Ausschnitt für flächenbündigen Einbau - Randbreite 17mm:
Mesure de coupure pour montage à fleur - Bord de 17mm de largeur:
Intaglio per montaggio a filo top - Larghezza bordo 17mm:

Bohrung für Zug- und Druckknöpfe Ø14
 Bohrung für Drehknopf Ø25

Trou pour boutons et Poussoirs de commande Ø14
 Trou pour bouton rotatif Ø25

Foro per Pomelli tiranti e Pomelli pulsanti Ø14
 Foro per Pomolo girevoli Ø25

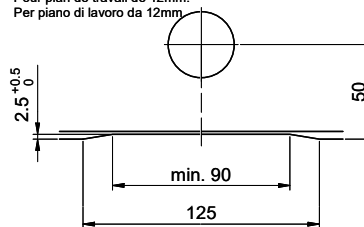


min. 60mm bei stehender Traverse.
 min. 80mm bei liegender Traverse.

min. 60mm avec traverse debout.
 min. 80mm avec traverse allongé.

min. 60mm con traversa stante.
 min. 80mm con traversa coricata.

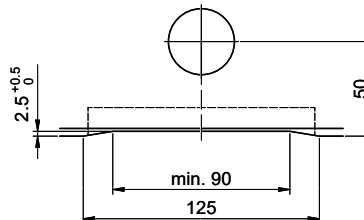
Für 12mm Arbeitsplatte.
 Pour plan de travail de 12mm.
 Per piano di lavoro da 12mm



A-A (1 : 2)



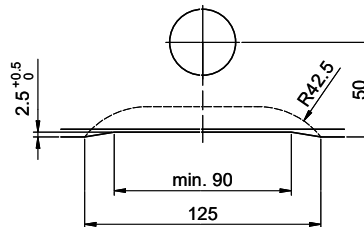
Für 13 - 30mm Arbeitsplatte.
 Pour plan de travail de 13 - 30mm.
 Per piano di lavoro da 13 - 30mm.



A-A (1 : 2)



Für 13 - 50mm Arbeitsplatte.
 Pour plan de travail de 13 - 50mm.
 Per piano di lavoro da 13 - 50mm.



A-A (1 : 2)

