




ENERG

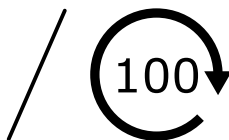


SAMSUNG

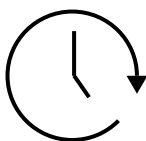
MODEL WW90T554AAW




49 kWh



9,0 kg



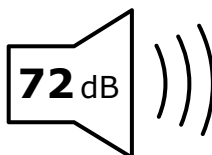
3:48



50 L



A **B** C D E F G



A **B** C D